

Spring Online Program Registration opens Monday, February 20 at 9:00 am C.S.T for programs running between April 3 and June 11.

Introducing The New and Improved 2006 Program Browser!

To improve your program registration experience, we have created a new program search tool we call the **Program Browser**. No more jumping from page to page the morning of registration searching for one program at a time. In fact, we even want to you to start searching right away! (Read more to see how . . .)

Standard Equipment

Program Finder

Start from the left and drill down to the right at each arrow marker until you find the activities you're searching for.

The screenshot shows a search interface titled "-- Find Programs --". It features four columns of dropdown menus: Categories, Age Groups, Program Groups, and Program Names. The 'Age Groups' column has 'Pre-Teen' selected. The 'Program Groups' column has 'Basketball' selected. The 'Program Names' column has 'Basketball' selected. The 'Categories' column is currently empty.

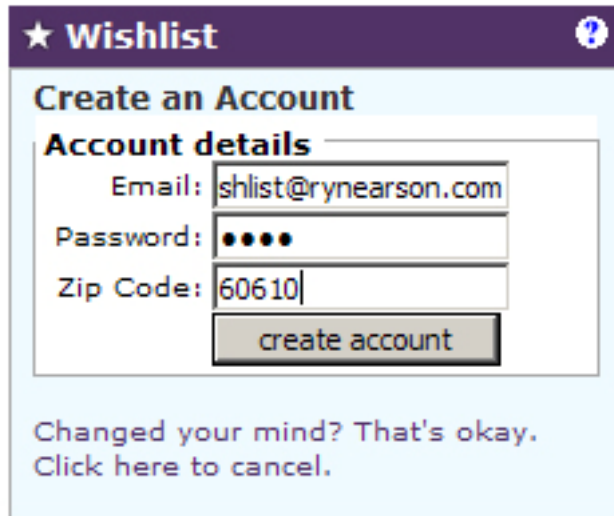
Search Results

After you drill down all the way to the right and select, your selection(s) will be displayed in the Program Search Results box.

The screenshot shows the "Program Search Results" box. At the top, it says "3 matches". Below that, there is a checkbox labeled "Only show programs available for online registration (highlighted in yellow)". The first result is "Basketball - Ages: 13-18" at "Seward Park". The address is "375 W. Elm St. 60610 (Map It)". The phone number is "312.274.2789". The schedule is "T,Th,5:00 pm - 6:30 pm" and the dates are "4/3/2006 - 6/11/2006". The fee information is "Base Fee: \$0.00" and "Total Fee: \$0.00". The gender is "Co-Rec" and the skill level is "Open to All". The activity code is "23597". There is a "Save to Wishlist" button.

Make A Wish List

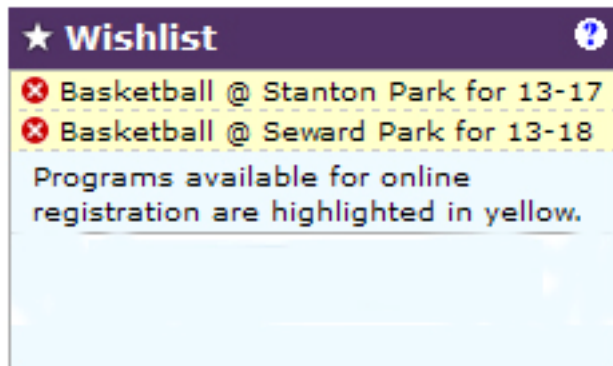
We need you to provide your email address and select a password to create your Program Wish List. Later on, if you have forgotten your password, it can be quickly sent to you.



The screenshot shows a web form titled "Wishlist" with a star icon and a help icon. The main heading is "Create an Account". Under "Account details", there are three input fields: "Email:" with the value "shlist@rynearson.com", "Password:" with four black dots, and "Zip Code:" with the value "60610". A "create account" button is positioned below the fields. At the bottom, there is a link: "Changed your mind? That's okay. Click here to cancel."

Fill Your Wish List

Spend a little time, find the programs you want to register for and then find some alternate programs so that you can quickly reserve them if your first choice has been filled. As most of you know, Chicago Park District classes fill up very fast so it is a good idea to an alternative chosen. As the example below shows, you will be able to select up to ten programs and de-select and delete (click on the little red x's) programs from your Wish List.



The screenshot shows the "Wishlist" interface with two items listed: "Basketball @ Stanton Park for 13-17" and "Basketball @ Seward Park for 13-18". Each item has a red 'x' icon to its left. The items are highlighted in yellow. Below the list, a note states: "Programs available for online registration are highlighted in yellow."

One Last Thing Before You Get Started

The vast majority of our online registration users will be able to use our new registration web site without any problems. But just to be safe, you must be using one of the following internet browsers to use our new Program Browser.

- [Microsoft Internet Explorer 5.5 and above \(PC\)](#)
- [Safari 1.2 and above](#)
- [Mozilla 1.0 and above](#)

- [Firefox 1.0 and above](#)
- [Netscape 7.1 and above](#)
- [Opera 8 and above](#)



OK, Time To Get Started!

You may want to print this page out. The instructions below will help you when online registration begins. We've also included some frequently asked questions. But right now we would like you to start selecting your Wish List.

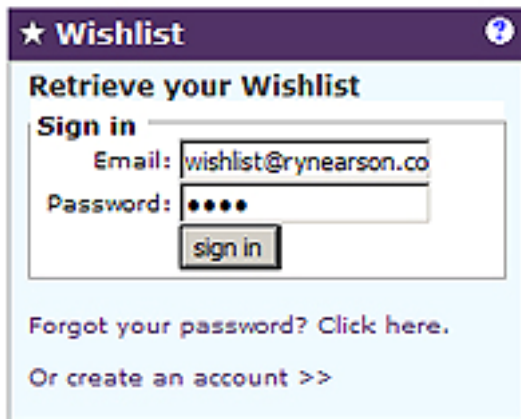
(copy this URL into your browser)

<http://programs.chicagoparkdistrict.com/programBrowser/>

When Registration Starts

On The Morning of Registration

Return to the Program Browser and sign in to retrieve your Wish List.



★ Wishlist

Retrieve your Wishlist

Sign in

Email:

Password:

[Forgot your password? Click here.](#)

[Or create an account >>](#)

Move Your Wish List

Press the "Register these programs" button which will move all of the selected Wish List programs to the Search Results panel.

★ **Wishlist (Logout)** ?

✘ Basketball @ Stanton Park for 13-17
 ✘ Basketball @ Seward Park for 13-18

Programs available for online registration are highlighted in yellow.

[Register these programs](#)

Register Programs

Select the purple program title link and a green and yellow “add participant” box will become visible. Submit first and last name and click “add participant” button which will reserve the class and move it to your shopping cart. To add another participant to the same class, simply repeat the instructions in this paragraph.

Your Wishlist ?

2 matches

Only show programs available for online registration (highlighted in yellow)

Basketball – Ages: 13-18
 Restrictions: Must have proper gym attire

Seward Park	Base Fee: \$0.00
375 W. Elm St.	Total Fee: \$0.00
60610 (Map It)	Gender: Co-Rec
Phone: 312.274.2789	Skill Level: Open to All
T,Th,5:00 pm - 6:30 pm	Activity Code: 23597
4/3/2006 - 6/11/2006	

Available slots: 5

Participant:

Fill Your Shopping Cart

Fill your shopping cart with programs. When you are finished, click the check out button where you'll be asked for a valid credit card. You have a total of 30 minutes to complete your order. After that, all of your classes will be removed from your shopping cart. The clock starts when you put the first class in your shopping cart.



**You have 30 minutes
to complete your order as of
10:59 PM .**

General Information

What do I need to register for a program?

In order to use the [Chicago Park District's online registration capability](#), you will need a computer with Internet access, a working email address and a valid credit card.

What if I'm registering for a free program? Why do you require a credit card?

The Chicago Park District online registration system requires a valid credit card number to register for any program—free or not. This system allows us to register only those users seriously interested in attending the program. **Our website is secure; your credit card information will never be used or shared.** Remember, you always have the option to register for a program in person at the park if you do not have—or prefer not to use—a credit card.

How do I find out more about a specific program?

When browsing a list of programs, you can find more program detail by clicking on the program name. Programs shaded in yellow are available for online registration. For more information about the content of a program, we suggest you call the local park where the program is being offered for a complete description.

***About the New
Wish List Feature***

What is the Wish List and why should I create one?

The Wish List helps you save time on registration day by pre-screening and saving programs in which you are interested. **The Wish List does not reserve slots for a program**; it simply saves you from having to search again.

How do I create a Wish List?

Simply register with the Chicago Park District website by providing an email address, password and (optionally) your zip code. Then, from the Program Search Results listing, you can choose any item to "Save to Wish List." When registration is open, simply login to the Chicago Park District site and click on "Register these Programs" from your Wish List. There is no need to conduct another search!

Do I need to use the Wish List to register for programs?

You do not need to obtain a login ID or Wish List in order to register for programs.